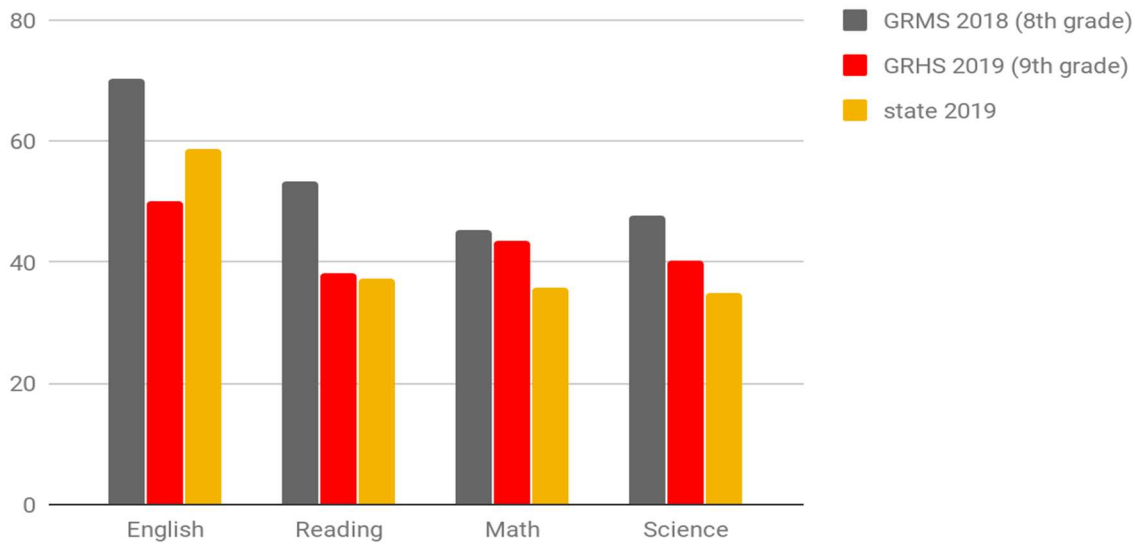


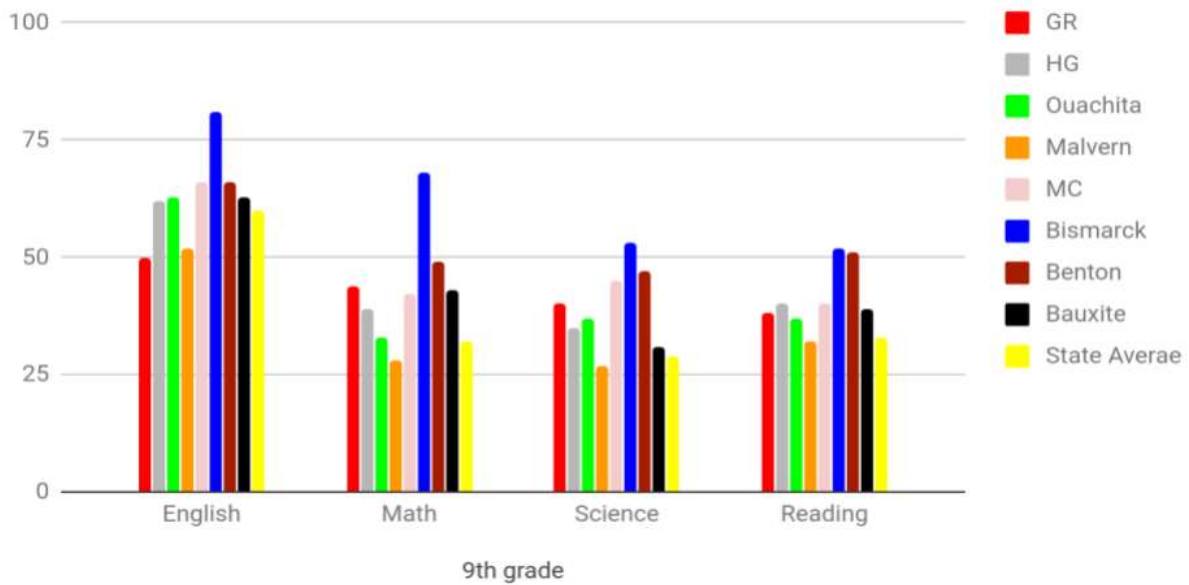
Glen Rose High School Report to the Public 2019

The following charts reflect percentages of all GRHS students performing Exceeding and Ready on the ACT ASPIRE in 2019.

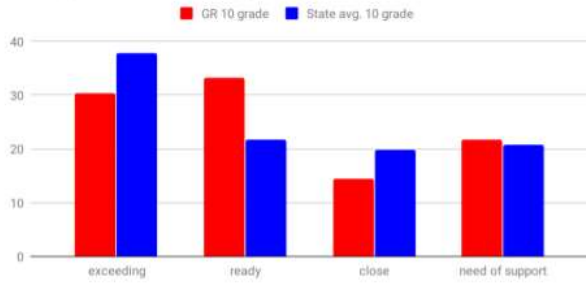
9th grade ACT Aspire 2019



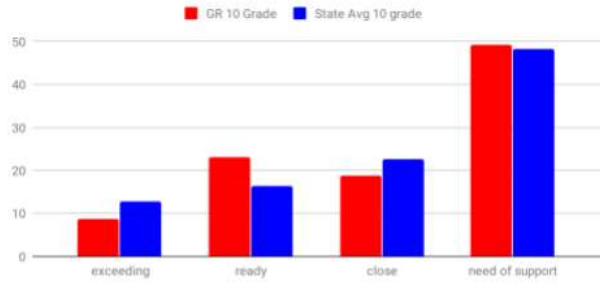
9th grade aspire school comparison 2019



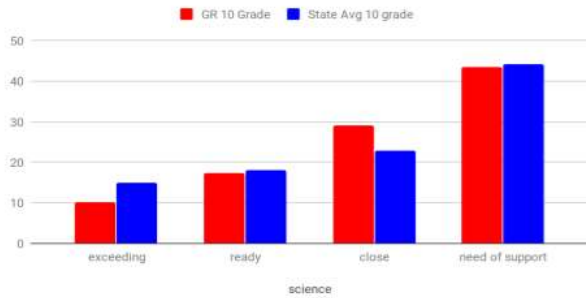
GR 10 grade and State avg. 10 grade



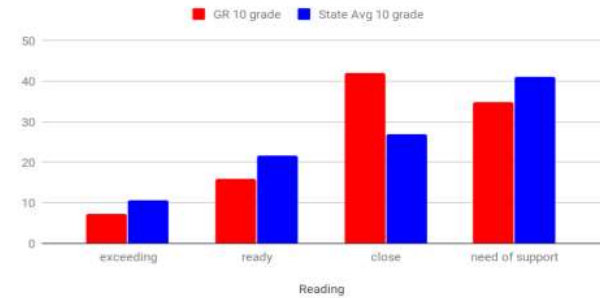
GR 10 Grade and State Avg 10 grade



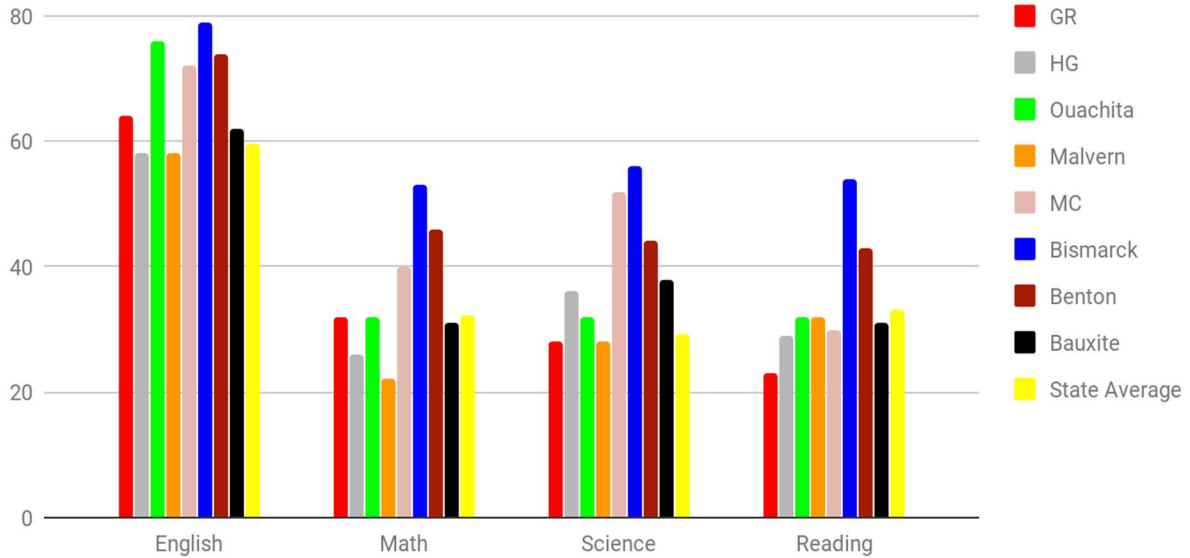
GR 10 Grade and State Avg 10 grade



GR 10 grade and State Avg 10 grade



10th grade School Comparison aspire 2019



Achievement by subgroups:

ELA/MATH/SCIENCE ACT ASPIRE 2018

English

Reading

9th grade	Exceeds	Ready	Close	Needs Support	Exceeding	Ready	Close	Needs Support
All students (94)	34	16	21	29	19	19	21	40
White (92)	35	16	21	28	20	20	22	39
Economically Disadvantaged (51)	27	16	24	33	16	16	25	43
Male (52)	25	10	21	44	13	12	19	46
Female (42)	45	24	21	10	26	24	21	29

Science

Math

9th grade	Exceeds	Ready	Close	Needs Support	Exceeding	Ready	Close	Needs Support
All students (94)	22	18	15	45	21	22	16	40
White (92)	23	18	14	45	22	23	15	40
Economically Disadvantaged (51)	22	10	18	51	12	22	18	49
Male (52)	19	13	10	58	17	17	15	50
Female (42)	26	24	21	29	26	29	17	29

English

Reading

10th grade	Exceeds	Ready	Close	Needs Support	Exceeding	Ready	Close	Needs Support
All students (69)	30	33	14	22	7	16	42	35
White (66)	30	35	14	21	8	15	42	35
Economically Disadvantaged (26)	35	15	23	27	12	8	46	35
Male (37)	22	27	16	35	3	5	43	49
Female (32)	41	41	13	6	13	28	41	19

Science

Math

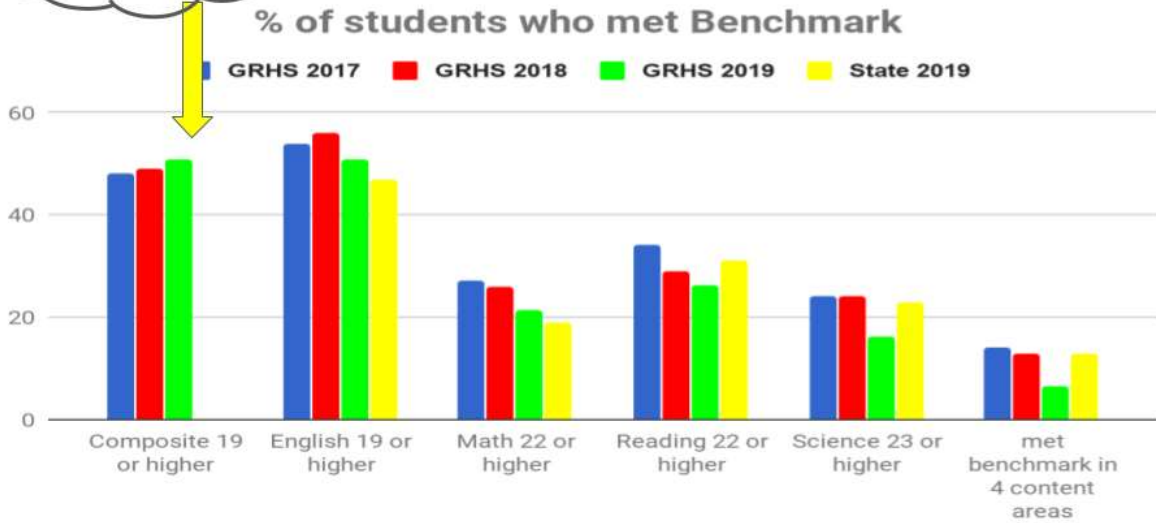
10th grade	Exceeds	Ready	Close	Needs Support	Exceeding	Ready	Close	Needs Support
All students (69)	10	17	29	43	9	23	19	49
White (66)	11	18	29	42	9	24	18	48
Economically Disadvantaged (26)	4	19	31	46	4	15	15	65
Male (37)	3	14	30	54	5	16	14	65
Female (32)	19	22	28	31	13	31	25	31

We have put the following interventions in place to address to deficiencies.

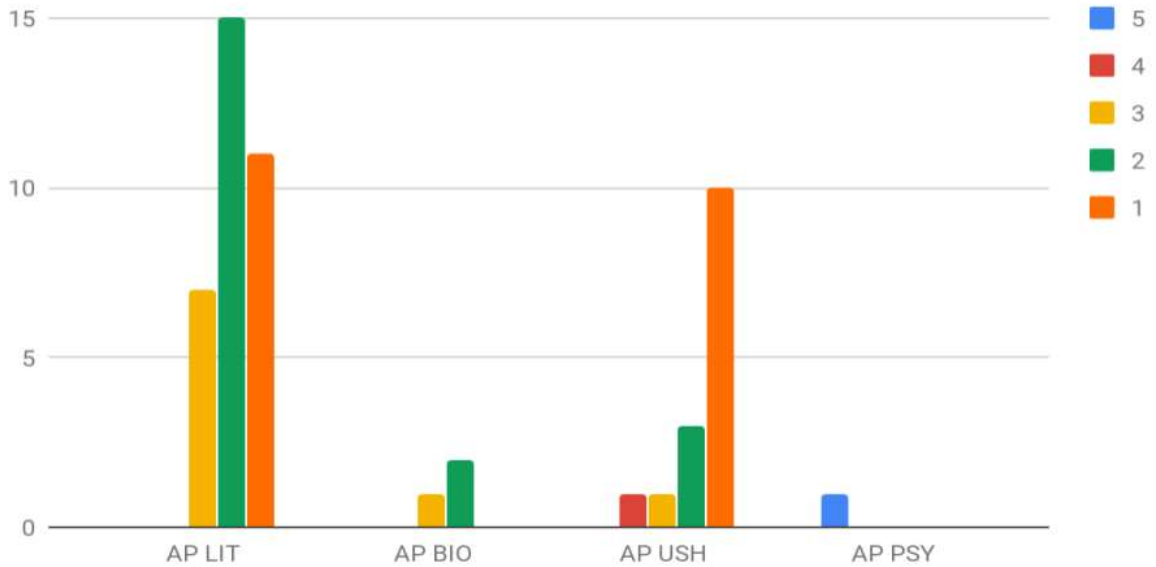
1. Red Zone-- Students are assigned to a teacher and each day they may work on homework, read, or attend remediation based on test scores.
2. We have implemented Read 180. Students who need remediation in math literacy and science are assigned to a Red Zone. They work on reading and remediation skills for their areas using this program every day except Wednesday which is STOP, DROP and READ day.
3. Stop, Drop, and Read occurs every Wednesday during Red Zone.
4. Grade level core team meetings occur on Monday and Wednesday twice a month for grades 9 , 10, 11 to address academic concerns. CTE and 12th grade team teachers meet once a month. The 12th graders will also be given the opportunity during Red Zone to utilize the ACT Academy to prepare students for the ACT.
5. We are required to have a literacy plan in place to address literacy skills. We have written one for the high school that addresses our weakest area as shown by the ACT Aspire. All departments are working on these skills.

ACT Juniors

We are showing **IMPROVEMENT!!**

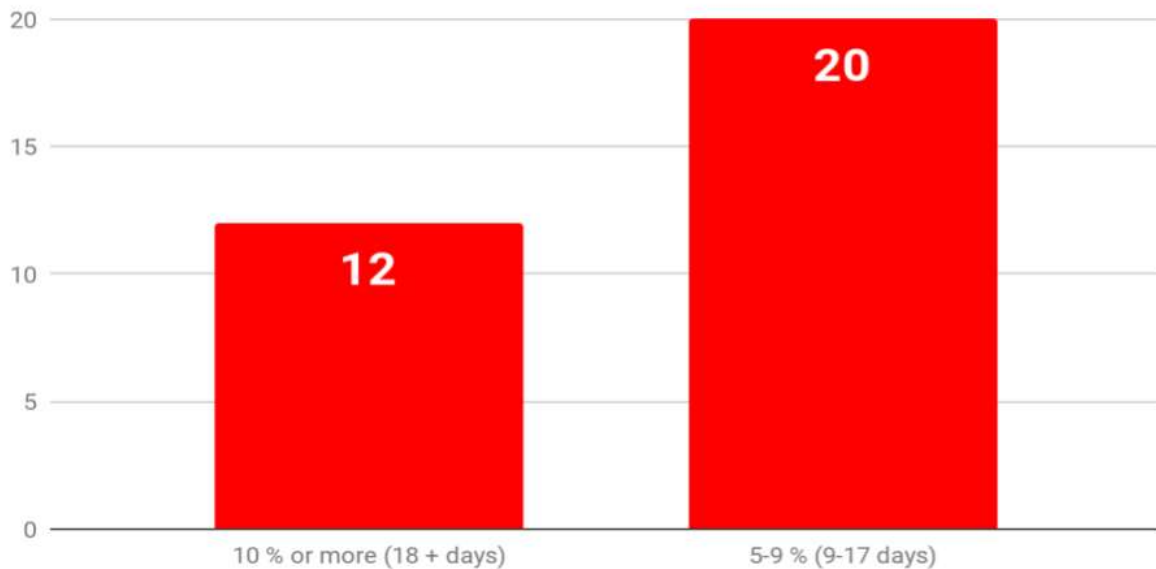


AP EXAM SCORES 2019



College Remediation Rate for 2017-18: 54.1% school and district; 62.8% state

Percentage of Students Chronically absent & at Risk 2019



Our total enrollment for the current year is 328 and we have a 45.19% poverty rate. Enrollment for 2018-19 was 311 for the end of the school year.

GRHS graduation rate over the 4 year span on the My School Info report is 95.29; 5 year rate is 97.47. The state average is 88.95. This was for the 2018-2019 report. Graduation rates are reported a year behind.

Drop Out Rate for 2017-2018: 2.71% for school; 1.98% district; 2.36% state--info not out for 2018-2019 but tentative figures show it should be lower!

Our 2018 ESSA Index Score (School Score) is 67.59 which is a C

Glen Rose High School was fully accredited for 2018-2019 and at this point we are Accredited-Pending . The report hasn't been finalized for this year,

GRHS uses Indistar for our School Improvement Plan. Link: www.indistar.org

Login id: guestSAR1562

Password: guestSAR1562

Indistar Goals:

- * All students will increase their literacy scores in English, reading, and writing from 3-7% each year. We want each student to increase to the next achievement level or remain in the exceeding level on the ACT Aspire mandated assessment each year.
- * All students will increase their mathematics scores from 3-7% each year. We want each student to increase to the next achievement level or remain in the exceeding level on the ACT Aspire mandated assessment each year.
- * All students will increase their science scores from 3-7% each year. We want each student to increase to the next achievement level or remain in the exceeding level on the ACT Aspire mandated assessment each year.

This year we will not add more indicators. We will revise and update the plan with the actions we now have in place to address our areas of concern and to strengthen others such as adding in our documentation and plan for Red Zone, ie remediation, core team grade level meetings, STOP,DROP, and READ and upload test score data now that we have a year's data utilizing interim reports and ACT ASPIRE.

Our parental involvement plan is available on the school website under State Reported Information. In addition, the parent involvement component of the school improvement plan may be viewed in the reports on Indistar.